

8 Simple Steps

TO BECOMING WED

WE BEGIN WITH A COMPLIMENTARY PHONE CONVERSATION

#1.


Starting with a no-obligation call, you can tell me more about your wedding ceremony. I will share with you the ways my services best serve your vision. Your questions are welcome and encouraged at all stages of the process.



YOUR CUSTOMIZED CONTRACT IS SENT

#2.


Following our initial conversation, you will be sent a follow-up email to highlight topics we discussed. Attached to this email is a copy of my Contract. It should reflect all previously discussed fees and services. The contract is accompanied by your initial deposit fee, as stated in the contract.



THE COUPLE'S QUESTIONNAIRE IS SENT AND COMPLETED

#3.

Now comes the fun part - you let me in on your story as a couple! By responding to the guided questions contained within my **Couple's Questionnaire**, you tell me about your relationship, why you are choosing to get married, and exactly what you are looking for in your ceremony.



OPTIONAL ELEMENTS TO FURTHER PERSONALIZE YOUR CEREMONY

#4.

Once your **Couple's Questionnaire** is complete, the template for your ceremony is drafted. At this stage you will also identify to me any additional elements you would like to incorporate within your ceremony, such as any **Unity Rituals** or **Readings**. I provide you with the options from which these selections may be made.



YOUR FIRST DRAFT IS COMPLETED AND SENT FOR APPROVAL

#5.

You are emailed the first draft of your wedding ceremony for you to review. Once reviewed, you may approve this draft as your final script, or request edits. You may request as many revisions as needed to ensure your complete satisfaction.



WE PREPARE FOR YOUR CEREMONY

#6.

Once you have approved your final ceremony script, it is professionally printed. While this is prepared, you may apply for your marriage license at your local municipal office in Ontario. Once obtained, you notify me by email that the license is in your possession. Along with this license, all materials and props for your ceremony are gathered and set aside. These are brought to your wedding rehearsal or ceremony site in advance of the event.



YOUR WEDDING DAY HAS ARRIVED!

#7.


Finally, after careful preparation, your wedding day has arrived and your ceremony unfolds as beautifully as expected. You have officially tied the knot! Congratulations!



YOUR LEGAL DOCUMENTS ARE PROCESSED

#8.

Following your ceremony, I mail your marriage license to the Registrar General's Office by courier. It arrives in 48 hours and begins to be processed. Eight to twelve weeks following your wedding ceremony you may apply for your Marriage Certificate in the mail.



May you live in

PEACE AND HAPPINESS